



Sign | Kyoto

SIGN swivel armchair 9SI101 cm 83x75x75h **SIGN sofa** 9SI211 cm 160x75x75h | Leather: cat. Extra art. Sofio col. C50-38 sorgente | Base: OPM18 anodyc bronze painted metal **KYOTO coffee tables** 7KY101 ø cm 40x48h | 7KY109 ø cm 100x38h | Top: OPP2 Marquinia black marble | Base: OPM16 shiny brass chrome metal

marelli



Details of **SIGN sofa** 9SI211 cm 160x75x75h | Leather: cat. Extra art. Soffio col. C50-38 sorgente | Base: OPM18 anodyc bronze painted metal




SIGN armchair 9SI112 cm 83x75x75h | Fabric: cat. F/G art. Misia Aime M188 622 badiane | Base: OPM16 shiny brass chrome metal.

SIGN swivel armchair 9SI101 cm 83x75x75h **SIGN sofa** 9SI211 cm 160x75x75h | Leather: cat. Extra art. Soffo col. C50-38 sorgente | Base: OPM18 anodyc bronze painted metal **KYOTO coffee tables** 7KY101 ø cm 40x48h | 7KY109 ø cm 100x38h | Top: OPP2 Marquinia black marble | Base: OPM16 shiny brass chrome metal



SIGN armchairs 9SI112 cm 83x75x75h | Fabric: cat. F/G art. Misia Aime M188 622 badiane **SIGN sofa** 9SI211 cm 160x75x75h | Fabric: cat. F/G art. Misia Aime M188 512 bleu turquin | Base: OPM16 shiny brass chrome metal



Detail of OPP21 Calacatta violet marble
> **SIGN armchairs** 9S1112 cm 83x75x75h | Fabric: cat. H art. Sahco Zero col. 008 | Base: OPM15 antique gold brushed metal



Sign | Kyoto | Elle | Break

SIGN sofa 9SI212 cm180x75x75h Fabric: cat. F art. Misia Aime col. M188 613 Seichelles | Base: OPM15 antique gold brushed metal **SIGN armchairs** 9SI112 cm83x75x75h Fabric: cat. F art. Misia Aime col. M188 705 Mordorè | Base: OPM15 antique gold brushed metal **KYOTO coffee tables** 7KY101 øcm40x48h, 7KY109 øcm100x38h Base: OPM16 shiny brass chrome metal | Top: OPP2 Marquinia black marble **ELLE side table** 7EL107 cm50x50x43h OPM16 shiny brass chrome metal

marelli



SIGN sofa 9SI212 cm180x75x75h Fabric: cat. F art. Misia Aime col. M188 613 Seichelles | Base: OPM15 antique gold brushed metal **SIGN armchairs** 9SI112 cm83x75x75h Fabric: cat. F art. Misia Aime col. M188 705 Mordorè | Base: OPM15 antique gold brushed metal **KYOTO coffee tables** 7KY101 øcm40x48h, 7KY109 øcm100x38h Base: OPM16 shiny brass chrome metal | Top: OPP2 Marquinia black marble



SIGN sofa 9SI212 cm180x75x75h Fabric: cat. F art. Misia Aime col. M188 613 Seichelles | Base: OPM15 antique gold brushed metal **SIGN armchairs** 9SI112 cm83x75x75h Fabric: cat. F art. Misia Aime col. M188 705 Mordorè | Base: OPM15 antique gold brushed metal **ELLE side tables** 7EL109 cm60x60x27h, 7EL107 cm50x50x43h OPM16 shiny brass chrome metal **KYOTO coffee tables** 7KY101 øcm40x48h, 7KY103 øcm50x38h, 7KY109 øcm100x38h | Base: OPM16 shiny brass chrome metal | Top: OPP2 Marquinia black marble



Detail of metal leg in OPM15 antique gold brushed metal

> **SIGN sofa** 9SI212 cm180x75x75h Fabric: cat. F art. Misia Aime col. M188 613 Seichelles | Base: OPM15 antique gold brushed metal **BREAK side tables** 7BR117 øcm40x45h, 7BR118 øcm60x36h | Base: OPM16 shiny brass chrome metal | Top: OPV12 transparent bronze glass





Sign | Twig | Clip | Dune | Atene

SIGN sofa and armchairs 9SI102 cm83x75x75h, 9SI201 cm160x75x75h Fabric: cat. G art. Orsetto col. 01/1 | Wooden base: OPR15 moka matt stained oak **DUNE coffee table** 7DU103 cm130x80x37h Base: OPR15 moka matt stained oak and OPM15 antique gold brushed metal | Top: OPP13 Velvet brown marble **CLIP side table** 7CL118 øcm40x50h OPM15 antique gold brushed metal **TWIG side table** 7TG101 øcm50x50h Base: OPM16 shiny brass chrome metal | Top: OPP7 Calacatta gold marble

marelli



SIGN armchair 9SI102 cm83x75x75h Fabric: cat. G art. Orsetto col. 01/1 Base: OPR15 moka matt stained oak **TWIG coffee table** 7TG101 øcm50x50h Base: OPM16 shiny brass chrome metal | Top: OPP7 Calacatta gold marble





SIGN sofa 9SI201 cm160x75x75h Fabric: cat. G art. Orsetto col. 01/1 Base: OPR15 moka matt stained oak **TWIG coffee table** 7TG101 øcm50x50h Base: OPM16 shiny brass chrome metal | Top: OPP7 Calacatta gold marble





SIGN swivel armchairs 9SI101 cm83x75x75h Fabric: cat. F art. Misia Aime col. M188 705 mordoré | Base: OPM15 antique gold brushed metal **KYOTO coffee table** 7KY103
øcm50x38h Base: OPM16 shiny brass chrome metal | Top: OPP2 Marquinia black marble



SIGN armchairs 9SI112 cm83x75x75h **SIGN sofa** 9SI212 cm180x75x75h Fabric: cat. D/E art. Delius Opera 1551 Base: OPM16 shiny brass chrome metal **ATENE coffee table** 7AT105 øcm120x30h Base: OPM16 shiny brass chrome metal | Top: OPP21 Calacatta violet marble



SIGN armchairs 9SI112 cm83x75x75h Fabric: cat. D/E art. Delius Opera 1551 Base: OPM16 shiny brass chrome metal **ATENE coffee table** 7AT105 øcm120x30h Base: OPM16 shiny brass chrome metal | Top: OPP21 Calacatta violet marble



Moon | Sign | Wave | Arthur

MOON curved sofa 9MN204 cm 305x120x76h | Leather: cat. Extra art. Lord col. 9210 | Base: OPM11 gold pearl painted metal **SIGN armchairs** 9SI112 cm 83x75x75h
 | Fabric: cat. D/E art. Ostellato col. 20 | Base: OPM15 antique gold brushed metal **WAVE coffee tables** 7WA103 ø cm 100x27h | Top: OPP21 Calacatta violet marble |
 7WA101 ø cm 50x47h | Top: OPP7 Calacatta marble | Base: OPM20 délabré brass brushed metal **ARTHUR side table** 7ART202 ø cm 60x40h | Base: OPM20 délabré
 brass brushed metal | Top: OPP7 Calacatta marble



MOON curved sofa 9MN204 cm 305x120x76h | Leather: cat. Extra art. Lord col. 9210 | Base: OPM11 gold pearl painted metal **WAVE coffee tables** 7WA103 ø cm 100x27h | Top: OPP21 Calacatta violet marble | 7WA101 ø cm 50x47h | Top: OPP7 Calacatta marble | Base: OPM20 délabré brass brushed metal **ARTHUR side table** 7ART202 ø cm 60x40h | Base: OPM20 délabré brass brushed metal | Top: OPP7 Calacatta marble.
 > **SIGN armchairs** 9SI112 cm 83x75x75h | Fabric: cat. D/E art. Ostellato col. 20 | Base: OPM15 antique gold brushed metal



Schede tecniche

TECHNICAL INFORMATION

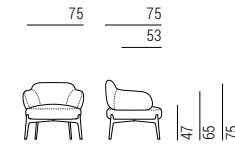
Schienale in legno multistrato di pioppo curvato imbottito con poliuretano espanso con densità 30 kg/m³. Seduta in legno multistrato di pioppo imbottito con poliuretano espanso 40 kg/m³, rivestito in dacron con cinghie elastiche intrecciate. Rivestimento fisso.

Dossier en bois multiplis de peuplier courbé fini de mousse de polyuréthane de densité de 30 kg/m³. Structure de l'assise en bois multiplis de peuplier finie de mousse de polyuréthane de densité de 40 kg/m³ couverte de dacron, muni de bandes élastiques entrecroisées. Revêtement fixe.

Backrest made of curved multi-ply poplar wood, upholstered with polyurethane foam with density 30 kg/m³. Seat structure made of multi-ply poplar wood, upholstered with polyurethane foam with density of 40 kg/m³, covered with dacron, with interwoven elastic belts. Fixed covers.

Для изготовления спинки используется гнутая многослойная фанера из тополя с наполнением из вспененного полиуретана плотностью 30 кг/м³. Конструкция сиденья: многослойная фанера из тополя с наполнением из вспененного полиуретана плотностью 40 кг/м³, обернутого в дакрон, в сочетании с перекрещивающимися эластичными ремнями. Обивка несъемная.

Rückenlehne aus aus gebogenem Pappelschichtholz, gepolstert mit Polyurethan-Schaumstoff mit Dichte 30 Kg/m³. Sitzstruktur aus Pappelschichtholz, gepolstert mit Polyurethan-Schaumstoff mit Dichte 40 Kg/m³, mit Dacron ummantelt, mit geflochtenen Gummigurten. Sign ist immer festbezogen.



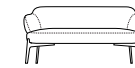
Divani Sofas



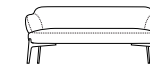
9SI101
Poltrona girevole/Swivel armchair
L83 P75 H75



9SI112
Base in metallo/Metal base
L83 P75 H75



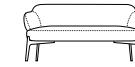
9SI211
Base in metallo/Metal base
L160 P75 H75



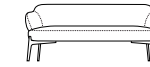
9SI212
Base in metallo/Metal base
L180 P75 H75



9SI102
Base in legno/Wood base
L83 P75 H75



9SI201
Base in legno/Wood base
L160 P75 H75



9SI202
Base in legno/Wood base
L180 P75 H75

Finiture Finishes

Base in metallo
+ base in metallo girevole
Metal base
+ swivel metal base

Code



Shiny chrome metal **OPM1** | Brushed matt chrome metal **OPM2** | Brushed matt dark grey metal **OPM3** | RAL 9017 black painted metal **OPM6** | RAL 9016 white painted metal **OPM7** | Classic bronze painted metal **OPM9** | Golden beach painted metal **OPM10** | Gold pearl painted metal **OPM11**

Code



Brushed copper metal **OPM12** | Brushed antique brass metal **OPM13** | Shiny black chrome metal **OPM14** | Brushed antique gold metal **OPM15** | Shiny brass chrome metal **OPM16** | Bronze metal **OPM17** | Anodyc Bronze painted metal **OPM18** | Dark bronze painted metal **OPM21**

Base in legno
Wooden base

Code



Cherry stained oak **OPR1** | Wengé stained oak **OPR2** | Walnut stained oak **OPR3** | Natural oak **OPR4** | Black stained oak **OPR5** | Cherry Milano stained oak **OPR6**

Code



Tobacco stained oak **OPR8** | Grey taupe stained oak **OPR9** | Whitened oak **OPR10** | Charcoal stained oak **OPR11** | Mahogany stained oak **OPR12** | Moka matt stained oak **OPR15**